

Bismillaahir Rahmanir Raheem
69th Indian Independence Day Celebrations
at Madrasa e Zehra, Perambur

15th August 2015 (Saturday)

As Salaamu Alaikum,

India got independence from the British Empire on 15 August 1947. On 15 August 1947, Jawaharlal Nehru became the first Prime Minister of India.

The holiday is observed throughout India with flag-hoisting ceremonies, parades and cultural events. Independence Day is one of the three national holidays in India, the other two being the Republic Day on 26 January and Mahatma Gandhi's birthday on 2 October.

The National Flag of India is a horizontal rectangular tricolour of deep saffron, white and India green; with the Ashoka Chakra, a 24-spoke wheel, in navy blue at its centre.

Program

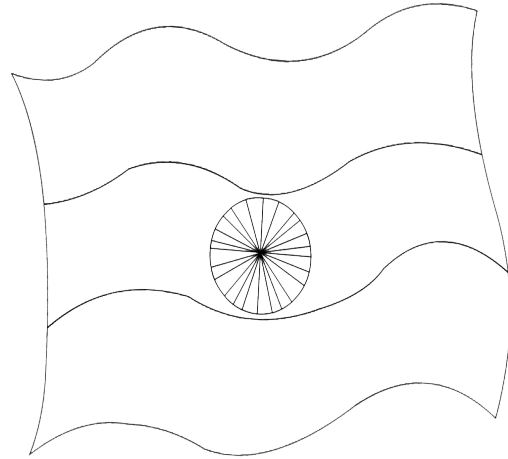

Title: India's 69th Independence Day Celebrations Program

Date: 15th August 2015 (Saturday)

Time: After Namaaz e Maghribain

Venue: Madarasa e Zehra (sa), Thillai Nayagam Street, Perambur, Chennai – 600011.

Workshop: 1 COLOUR OUR NATIONAL FLAG



What does Patriotism means:

Patriotism means loyalty of person to his/her own nation or the leaders of nation. A patriot is a person who is on the side of his/her own nation or its leaders.

Workshop 2: Draw 'I Love My India'

Example:



National symbols of India:



सत्यमेव जयते

National Emblem of India is Ashoka Chakra



National Flower is Lotus



National Animal is Tiger



National Bird is Peacock



National Currency of India is Rupee



National Tree is Banyan



National River is Ganga



National Fruit is Mango

Islamic Workshop and Activities:

Paint/Colour the Masjid

Masjid Painting - Lets Paint the Masjid and Keep the Masjid Neat, Clean and Tidy



Fill the Missing Word

Fill in the missing word to find the name of the perfect person, place or a Thing

I S L _ M	.	ALL_H
Q_RAN	.	MU_AMMAD
AL_	.	ME_DI
_ADEES	.	KA_ATULLAH
KA_BALA	.	MUSALL_

Islamic Crossword Workshop:

Worksheet: Usul-e din are Five


Usul-e-din

G	U	T	G	X	P	F	Q
Q	I	Y	A	M	A	T	X
N	U	B	U	W	W	A	T
B	W	A	C	B	H	P	W
N	W	V	C	O	L	I	E
F	T	N	K	K	D	T	D
U	I	M	A	M	A	T	Y

Mark the Uslooe e Deen (Roots of Islam)

Worksheet: Label the Roots of tree of Islam and color it.

Mark
the
Furoo
e
Deen



1. TAWHEED

2. ADL

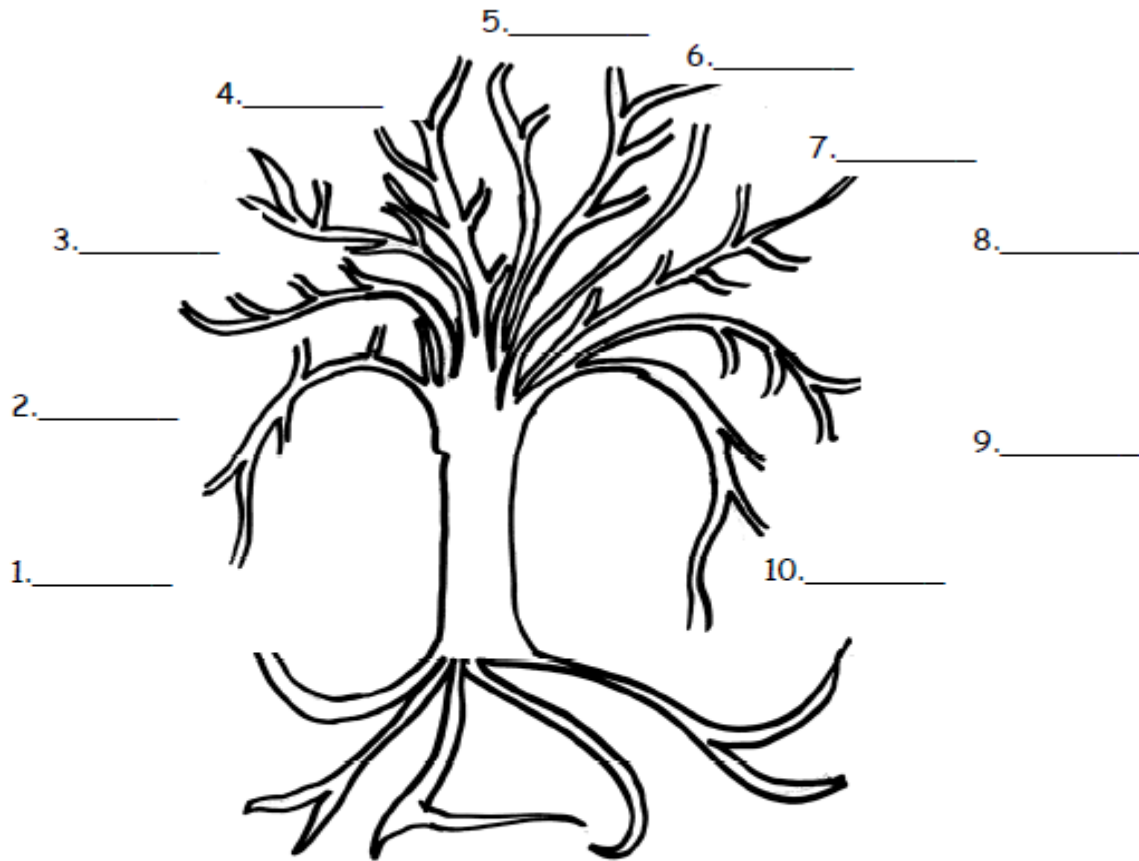
3. NABUWWAT

4. IMAMAT

5. QAYYAMAT

(Branches of Islam)

Worksheet: Label the branches of tree of Islam and color it.



Salat <i>(Namaaz)</i>	Sawm <i>(Roza)</i>	Hajj	Zaakat	Khums
Jihad	Amr bil Maroof <i>(Neki ki Hidayat Karna)</i>		Nahi an il Munkir <i>(Burai se Rokna)</i>	
	Tawalla <i>(AhlulBayt as ke Dosto'n se Muhabbat Karna)</i>		Tabarra <i>(Dushmana ne AhlulBayt as se Bezaargiti Eqtiyaar Karna)</i>	

Allaahumma Solle ala Muhammad wa Aale Muhammad wa Ajjil Farajahum